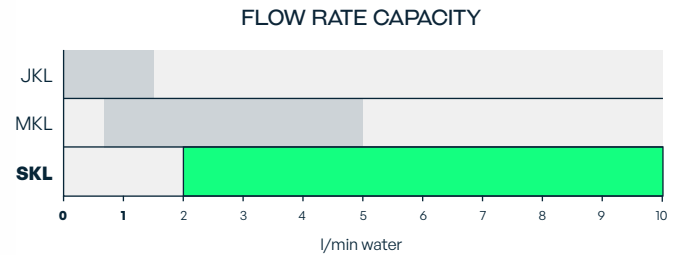


# PUREFLO® SKL/SKP POLYPROPYLENE CAPSULES

arranged.



The ideal solution for small volume batch filtration or applications with flow rates up to 10 l/min.

- economical, quick and easy installation
- no housing required
- **5 different lengths** (from 1.5 tot 10 inch)
- a choice of **23 connections/fittings!**
- vent and drain are molded into the capsule
- all thermally welded Polypropylene construction
- no o-rings (except on quick fittings) nor metallic parts
- low dead space = low product loss
- available in **3 different Polypropylene filter media configurations, ranging from 0.3 to 70 micron**, **P** (Standard pleated PP), **HP** (High Performance pleated PP) and **DP** (Depth Pleated PP)
- PTFE and PES membranes
- SZV (PES membrane) or SKV (PTFE membrane) are the pharmaceutical grades of SKL

## SPECIFICATIONS

MATERIALS OF CONSTRUCTION:	Capsule shell, cages, core, end caps: — Polypropylene	
	Filter Media: — See page 2	
	Media Supports: — Polypropylene	
	O-Rings on quick fittings: — Silicone, EPDM, NBR	
FITTING CONNECTIONS:	See page 2	
DIMENSIONS:	Length: 1.5 to 10 inch	Diameter: 68 mm
MAX. OPERATING TEMPERATURE	80 °C	
MAX. OPERATING CONDITIONS FOR LIQUIDS AT 22°C	Operating Pressure: — 5.5 bar	
	Forward Differential Pressure: — 2.1 bar	
	Reverse Differential Pressure: — 1.1 bar	



## SKL FITTING GUIDE

**1N**  
1/8" NPTM



**1NF**  
1/8" NPTF



**2HS**  
1/4"-3/8" Hose barb



**2H**  
1/4"-1/2" Hose barb



**3H**  
3/8" Hose barb



**2N**  
1/4" NPTM



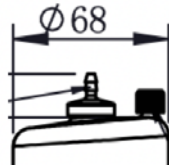
**2NF**  
1/4" NPTF



**3NF**  
3/8" NPTF



**1H**  
1/8" Hose barb



**LF**  
Luer lock female



**1Q**  
1/8" Male quick coupling  
(PMC/20-S)



**2Q**  
1/4" Male quick coupling  
(PLC/40-S)



**2QF**  
1/4" Female quick coupling  
(PLC/40-S)



**2QV**  
1/4" Male quick coupling  
valved (PLC/40-S)



**MT**  
1/2" Tri Clamp



**4Q**  
1/2" Male quick coupling  
(HFC/65-S)



**2QP**  
1/4" Male quick coupling  
(APC/50-S)



**2QFV**  
1/4" Female quick coupling  
valved



**TC**  
1" Tri Clamp



## SKP FITTING GUIDE

**2C**  
1/4" Compression



**3C**  
3/8" Compression



**4C**  
1/2" Compression



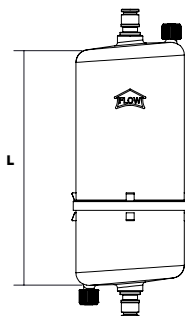
**8C**  
5/16" Compression



## LENGTH OPTION

**H** = 1.5 inch  
**S** = 2.5 inch  
**L** = 5 inch  
**E** = 7.5 inch  
**K** = 10 inch

**L** (mm)  
68  
98  
153  
219  
274



## FILTER MEDIA GUIDE & MICRON RATINGS

### POLYPROPYLENE :

High Performance grade :	0.3   0.6   1.0   3.0   5.0   10
Depth Pleated grade :	0.5   1   1.5   2.5   4.5   10
Standard grade :	0.6   1   3   5   7   10   20   30   40   50   70

---

<b>GLASS FIBER :</b>	0.2   0.45   0.5   1   3   5   10
----------------------	-----------------------------------

---

<b>PTFE :</b>	0.1   0.2   0.45   1
---------------	----------------------

---

<b>PES :</b>	0.1   0.2   0.45   0.65   0.8   1.2
--------------	-------------------------------------

Data can change without prior notice. January 2025.